

400G QSFP DD Checker

100G/200G/400G QSFP/QSFP DD

Features

- 200Gbps(8x25.78125Gbps NRZ) and 400Gbps(8x26.5625GBd PAM4) BERT
- QSFP/QSFP DD Status Checker
- Friendly Graphic User Interface(GUI)
- Support QSFP/QSFP DD Module Max 14W Power Consumption
- Support QSFP DD CMIS V4.0 information monitor
- Operating case temperature range: 0 to 70°C
- 12V DC power supply
- RoHS compliant (lead free)



Applications

- Bit Error Rate Testing
- 100G QSFP28(4x25.78125Gbps NRZ)/200G QSFP56(4x26.5625GBd PAM4)/
- 200G QSFP28 DD(8x25.78125Gbps NRZ)/400G QSFP56 DD(8x26.5625GBd PAM4)
- GUI Operating environment: Win XP, Win 7, Win8 and Win10

Description

The QSFP-DD Checker is an instrument which can help you to test QSFP/QSFP DD module.

It can help you to read the internal memory EEPROM of the modules and display details of the EEPROM (such as the Part Number, Vendor Name, description and range.), monitor all DDM information. In addition it can measure the power of the module.

The QSFP DD Checker combines the Serial Pattern Generator, Bit Error Rate Analyzer. It provides common transmission rate for 8x25Gbps NRZ and 8x26.5625GBd PAM4.

The friendly graphic user interface (GUI) provides clear monitoring for bit error rate, bit error counter, time, status, power of the module, selection of data rate and PRBS pattern.

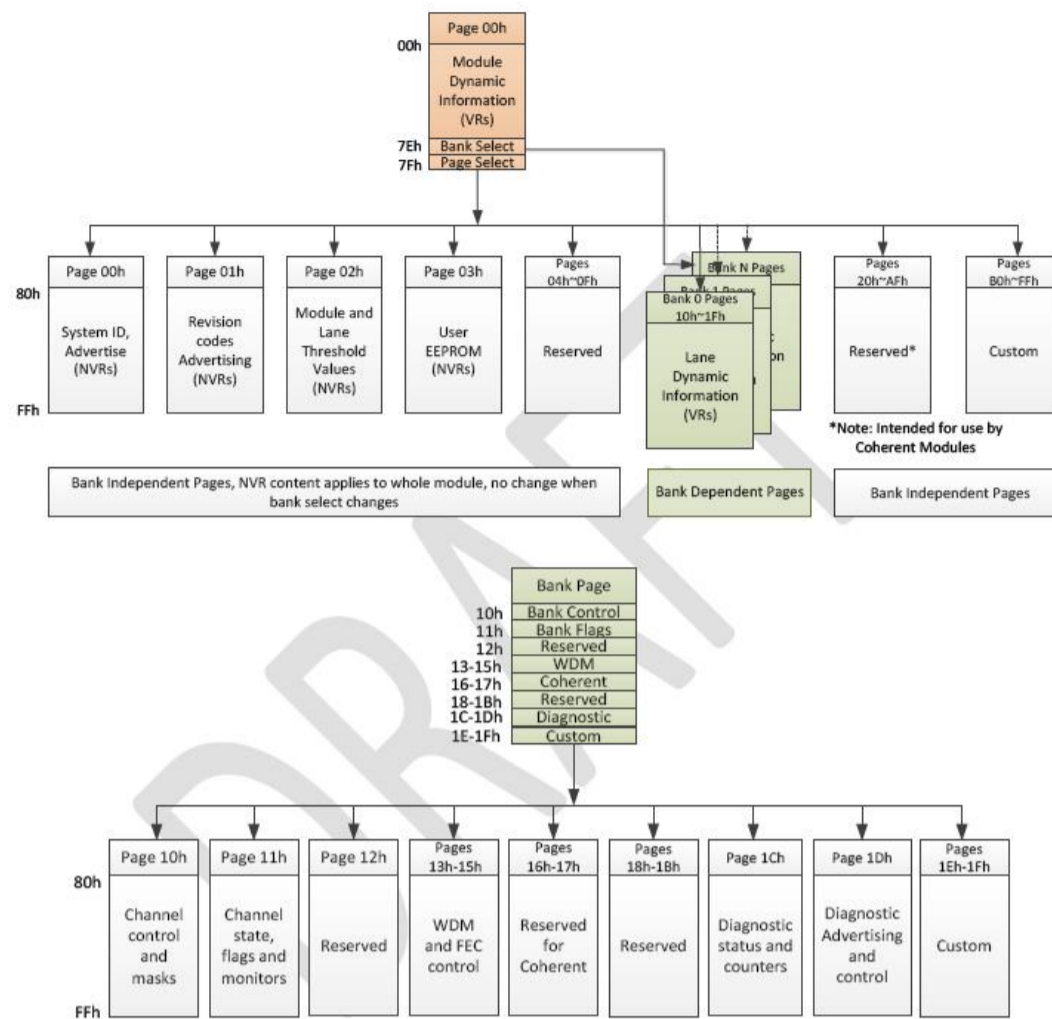
Working mode

NRZ mode: Can support 100G QSFP28 and 200G QSFP28 DD module BER testing\DDM information monitor\EEPROM Data reading\LOS and LOL Status monitor and so on ;

PAM4 mode: Can support 100G QSFP28 and 200G QSFP28 DD module BER testing\DDM information monitor\EEPROM Data reading\LOS and LOL Status monitor and so on ;

Support QSFP DD CMIS V4.0 Register Mapping.





QSFP-DD Memory Map

Absolute Maximum Ratings

Parameter	Symbol	Min	Max	Unit
Supply Voltage	Vcc	-0.5	16	V
Storage Temperature	Ts	-20	85	°C
Case Operating Temperature	Tc	0	70	°C
Humidity (non-condensing)	Rh	5	95	%

Recommended Operating Conditions

Parameter	Symbol	Min	Typical	Max	Unit
Supply Voltage	Vcc	9	12	19	V
Operating Case Temperature	Tc	0		70	°C
Data Rate Per Lane	fd		25.78125		Gbps
			26.5625		GBd
Humidity	Rh	5		85	%
Power Dissipation	Pm			25	W

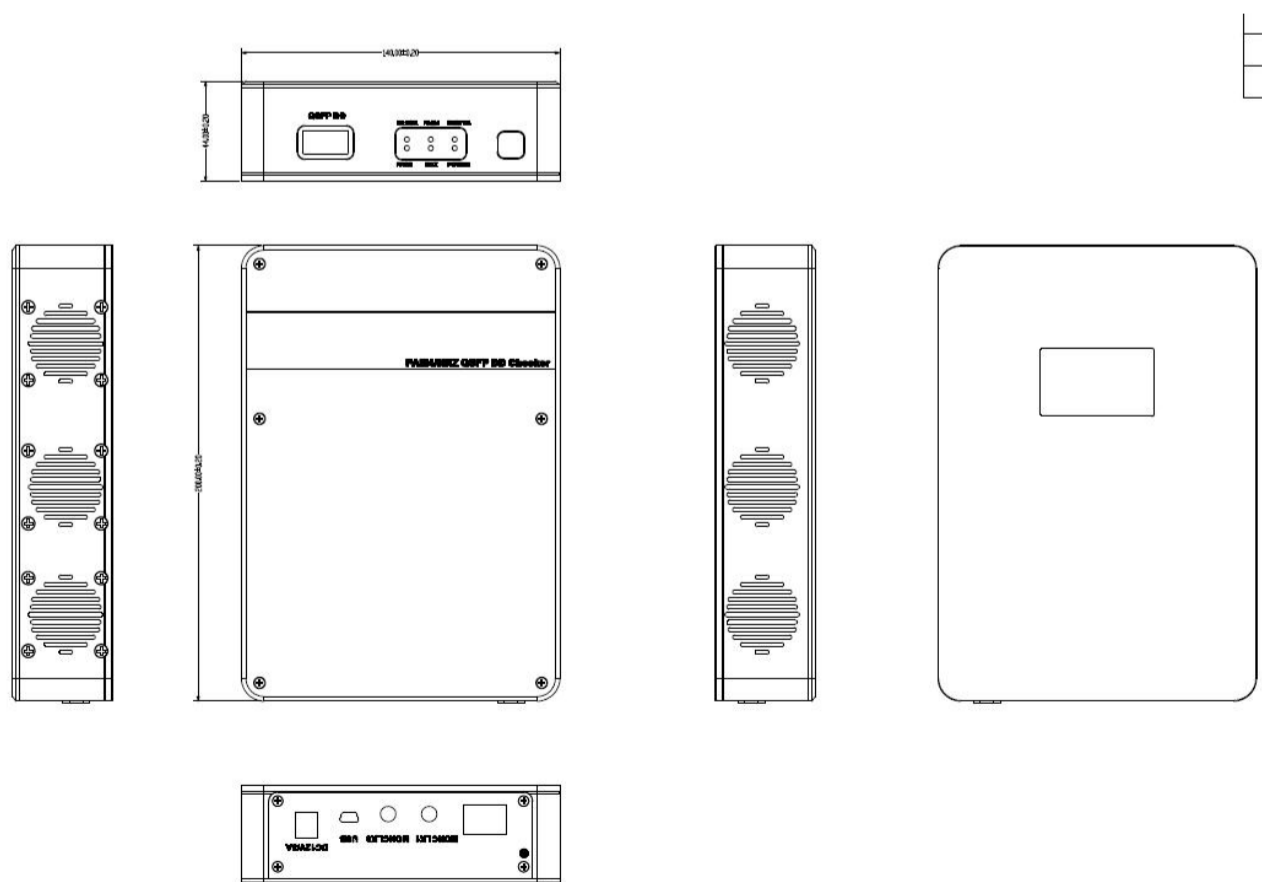


Electrical Specifications (OFI CEI-56G-VSR)

Parameter	Symbol	Min	Typical	Max	Unit
Differential input impedance	Zin	90	100	110	ohm
Differential Output impedance	Zout	90	100	110	ohm
Differential input voltage amplitude aAmplitude	ΔV_{in}			900	mVp-p
Differential output voltage amplitude	ΔV_{out}			900	mVp-p
Skew	Sw			300	ps
Near-end Eye Width at 10 ⁻⁶ probability(EW6)		0.265			UI
Near-end Eye Height at 10 ⁻⁶ probability(EH6)		70			mV
Far-end Eye Width at 10 ⁻⁶ probability(EW6)		0.20			UI
Far-end Eye Height at 10 ⁻⁶ probability(EH6)		30			mV
Near-end Eye Linearity		0.85			-

Main Frame	
QSFP DD ports	QSFP or QSFP DD
Transmission rate	25.78125Gbps NRZ 26.5625GBd PAM4
Pattern Generator	NRZ(PRBS7, PRBS9, PRBS21, PRBS23, PRBS31) PAM4(PRBSQ7, PRBSQ9, PRBSQ21, PRBSQ23, PRBSQ31)
Module Power measured	
supply current	0~4000mA
Accuracy	±15%

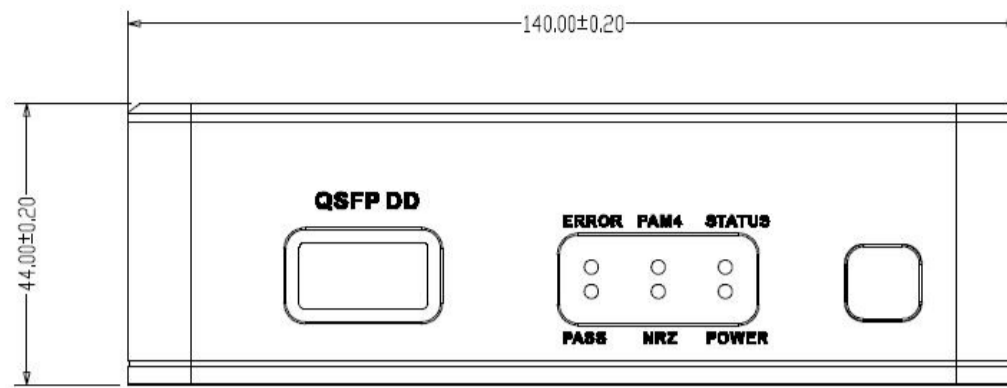
Mechanical Dimensions



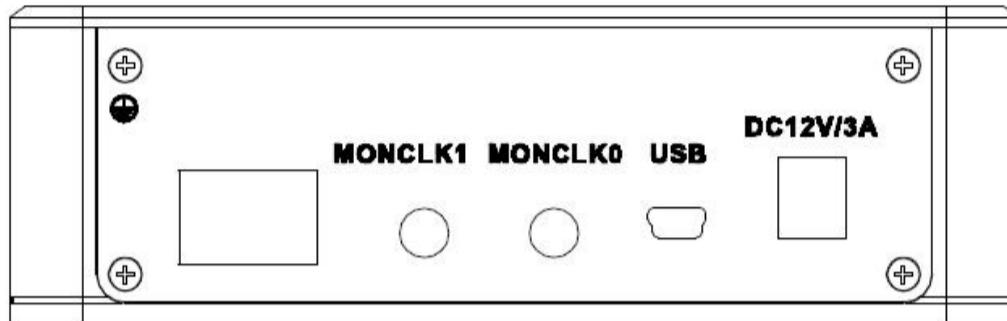
Mechanical Specifications



1. QSFP DD PORTS and work status



2. MINI USB and DC Power



Regulatory Compliance

Feature	Standard
Environmental protection	2011/65/EU
CE EMC	EN55032: 2015 EN55035: 2017 EN61000-3-2:2014 EN61000-3-3:2013
FCC	FCC Part 15, Subpart B; ANSI C63.4-2014

References

1. QSFP28 / QSFP DD MSA
2. Ethernet 100GBASE-SR4 IEEE802.3bm and 200GBASE-SR4 IEEE802.3cd

⚠ CAUTION:

Use of controls or adjustment or performance of procedures other than those specified herein may result in hazardous radiation exposure.

Ordering Information

Part Number	Product Description
400G QSFP DD CHECKER	100G/200G/400G NRZ and PAM4 BERT

Important Notice

Performance figures, data and any illustrative material provided in this data sheet are typical and must be specifically confirmed in writing by FIBERSTAMP before they become applicable to any particular order or contract. In accordance with the FIBERSTAMP policy of continuous improvement specifications may change without notice.

The publication of information in this data sheet does not imply freedom from patent or other protective rights of FIBERSTAMP or others. Further details are available from any FIBERSTAMP sales representative.

