

800G QSFP-DD to 2x400G QSFP112 Direct Attach Cable

P/N: FWL2J-80026D15C

Features

- ✓ Hot-plug QSFP-DD form factor
- ✓ Support 8x 50/100Gb/s PAM4 modulation
- ✓ Commercial case temperature range of 0°C to 70°C
- ✓ 26 AWG ~30 AWG support up to 1.8m length
- ✓ Contain EEPROM & programmable to customized

Applications

- ✓ Data storage and communication industry
- ✓ Switch / router / HBA
- ✓ Enterprise network
- ✓ Data Center Network
- ✓ SAN



STANDARDS COMPLIANCE

- ✓ IEEE P802.3ck D3.0
- ✓ QSFP-DD MSA HW Rev 6.01
- ✓ QSFP112 MSA
- ✓ ROHS

Description

FIBERSTAMP’s passive copper cable assembly series product provide superior signal integrity performance and reliability, QSFP-DD passive copper cable assembly doubles the number of 25G NRZ & 50G PAM4/lane from 4 to 8 lanes comparing QSFP cabling systems, double density still maintains backward plug compatibility to meet next generation market needs.

FIBERSTAMP’s FWL2J-80026D15C cable assemblies are effective alternatives to fiber optics. The cable connects data signals from each of the 16 pairs on the single QSFP-DD end to the dual QSFP112 end, each pair operates at data rates of up to 100Gb/s, each QSFP-DD/QSFP112 port can be addressed by EEPROM to provide product information, which can be read or write by I2C interface.

FIBERSTAMP’s FWL2J-80026D15C cable assemblies is compliant with the QSFP-DD-MSA and IEEE802.3ck ,it’s high performance & cost effective I/O solutions for LAN, HPC and SAN. The high speed cable assemblies meet and exceed 800Gigabit Ethernet, InfiniBand EDR /HDR and temperature requirements for performance and reliability.

Absolute Maximum Ratings

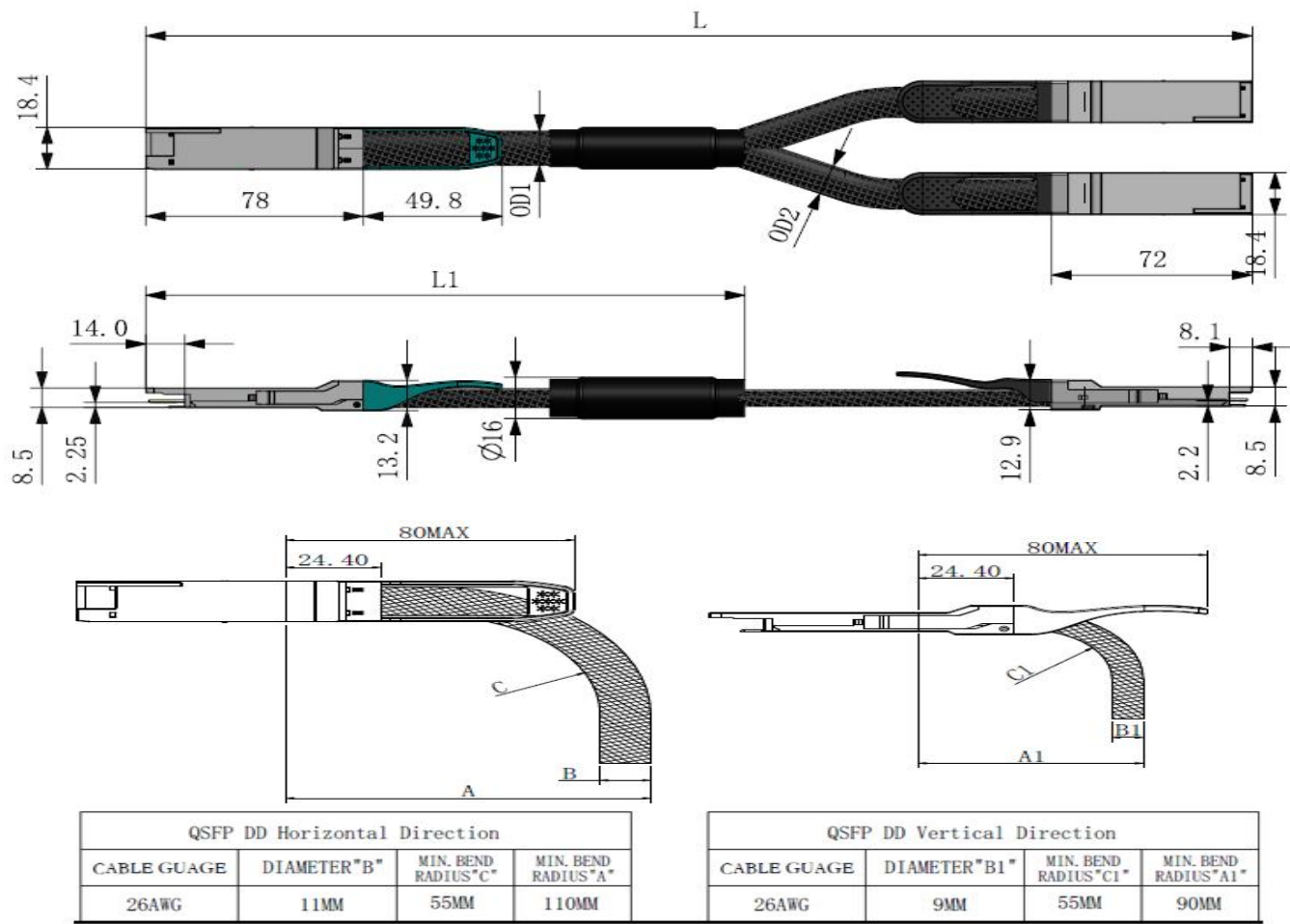
Parameter	Symbol	Min	Max	Unit
Storage Temperature	T _s	-20	85	°C
Case Operating Temperature	T _c	0	70	°C
Humidity (non-condensing)	Rh	5	95	%

Recommended Operating Conditions

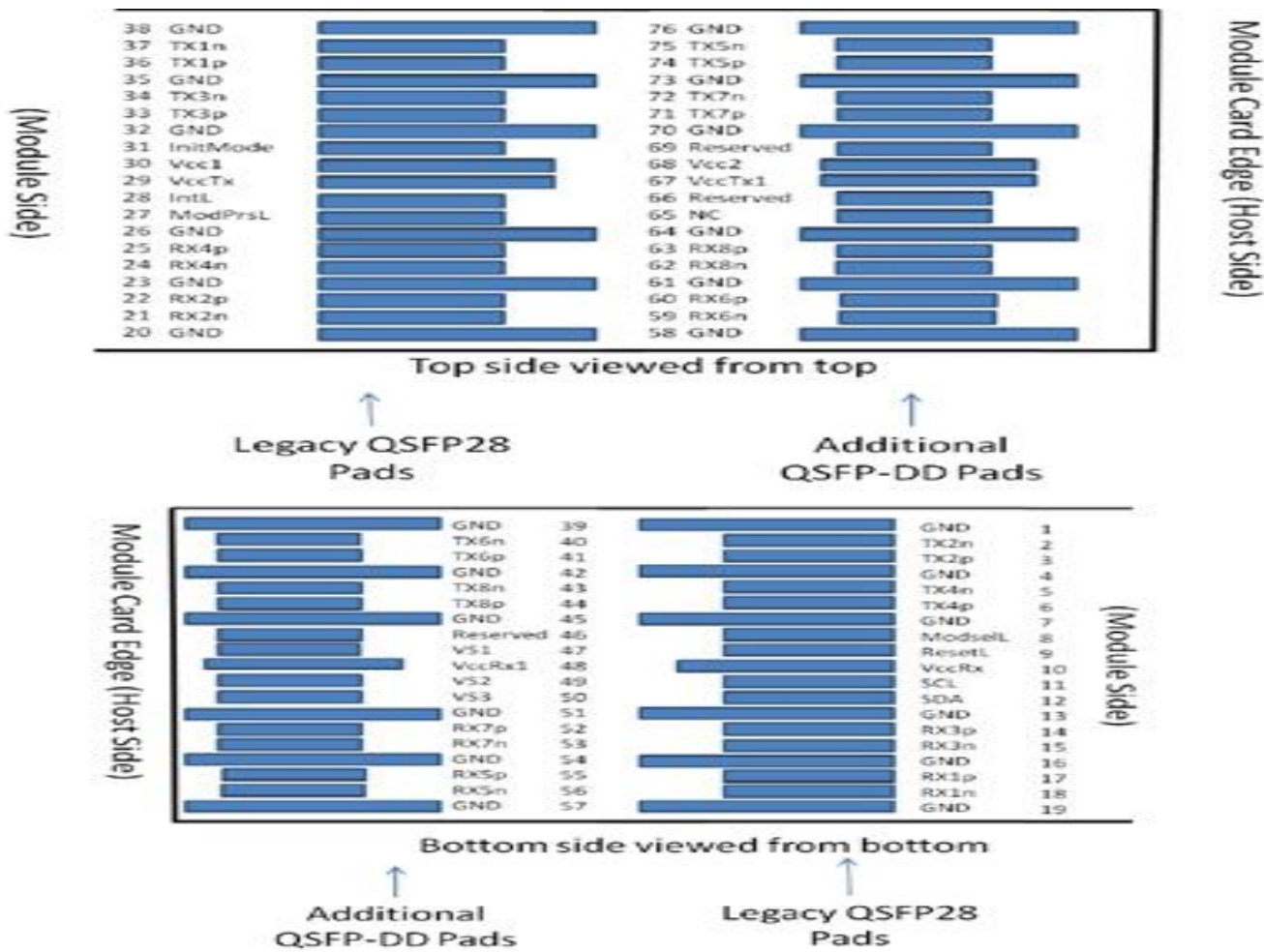
Parameter	Symbol	Min	Typical	Max	Unit
Operating Case Temperature	T _c	0		70	°C
Baud Rate per Lane (PAM4)	fd		53.125		GBaud/s
Humidity	Rh	5		85	%



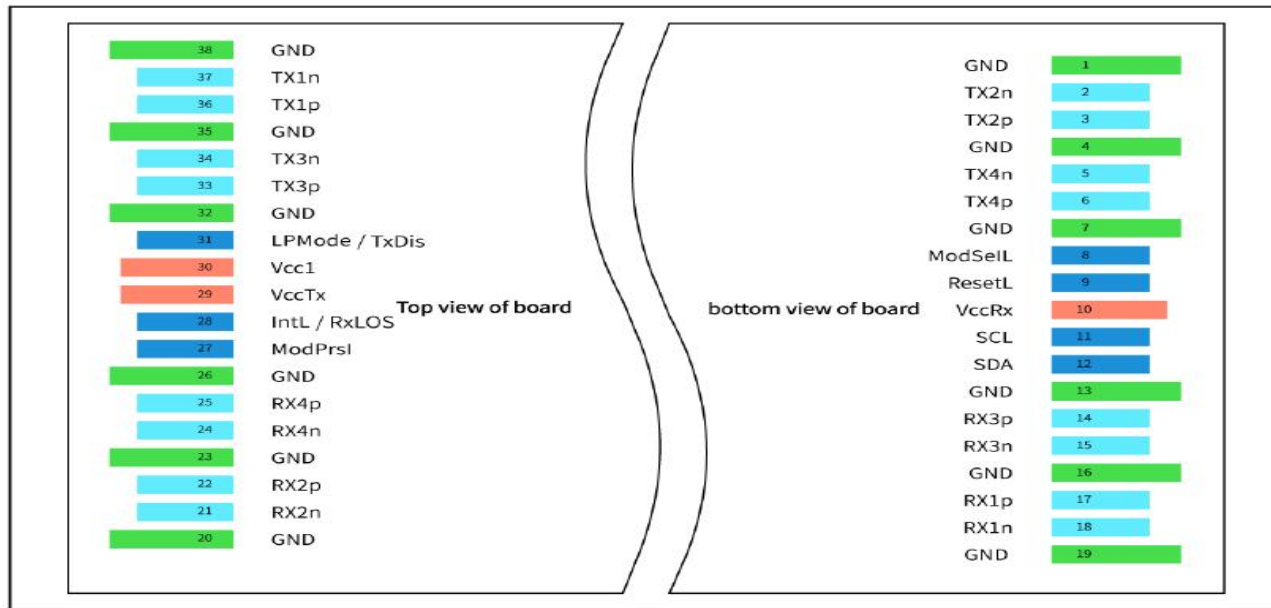
Mechanical Dimensions



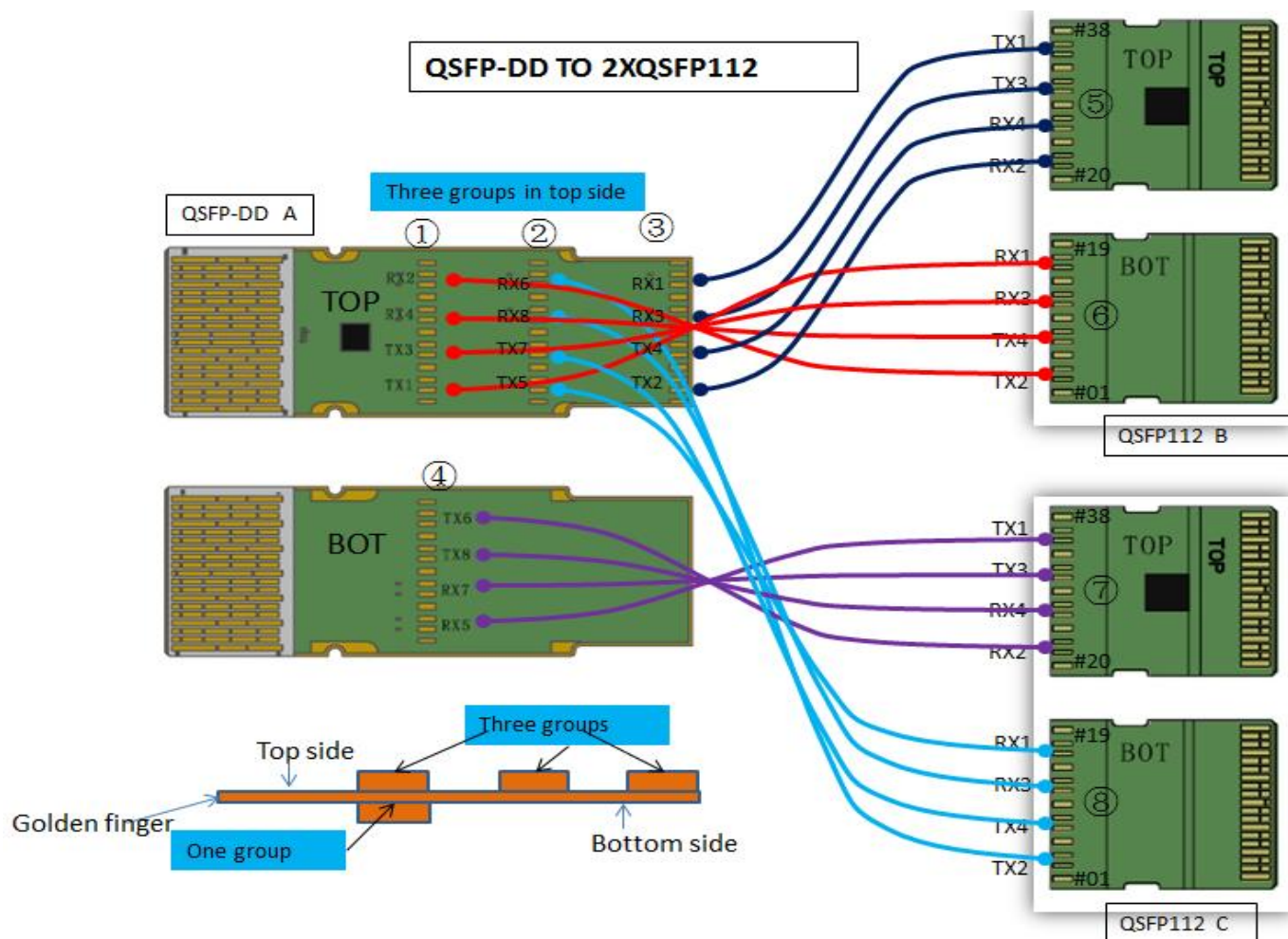
OSFP Electrical pinout



QSFP112 Electrical pinout



Wire connection diagram



Ordering information

Part Number	FWL2J-80026D15C		
Length (meter)	0.5	1	1.8
Wire gauge (AWG)	30	30	26

If length(meter) is decimal, PN should be as FWL2J-80026D15C.

Important Notice

Performance figures, data and any illustrative material provided in this data sheet are typical and must be specifically confirmed in writing by FIBERSTAMP before they become applicable to any particular order or contract. In accordance with the FIBERSTAMP policy of continuous improvement specifications may change without notice.

The publication of information in this data sheet does not imply freedom from patent or other protective rights of FIBERSTAMP or others. Further details are available from any FIBERSTAMP sales representative.



E-mail: sales@fiberstamp.com

Official Site: www.fiberstamp.com

Revision History

Revision	Date	Description
Preliminary	Mar-19-2025	Advance Release.

